



# MR-MURANO Radius Series Fire Extinguisher Cabinets (Non-Rated & Fire Rated)

## Detail & Submittal Sheet



To comply with ADA Guidelines, Extinguishers and Cabinets offer handles, brackets and turn-backs according to instructions provided by installer. For ADA compliance follow the specification ordering process dimensions in our catalog. Proper installation in accordance with the ADA Guidelines is the sole responsibility of the installer. For more information please visit the Accessibility Guidelines for Buildings and Facilities website or call them at 1-800-872-2253.

Project: \_\_\_\_\_  
 Specification Reference: \_\_\_\_\_  
 Model Number: \_\_\_\_\_ Quantity: \_\_\_\_\_  
 Architect: \_\_\_\_\_  
 Contractor: \_\_\_\_\_  
 Distributor: \_\_\_\_\_  
 Approved By: \_\_\_\_\_  
 Date: \_\_\_\_\_

### Construction Specifications:

**MURANO (MR)** Cabinet is 16 gauge cold rolled steel with 22 gauge cold rolled steel tubs. Fronts are baked white enamel. All cabinets come standard with chrome D handles and clear acrylic glazing.

**SPECIFICATION PROCESS:** Follow the steps below to specify your cabinet. Options at additional cost.

**STEP 1: EXTINGUISHER SIZE:** ☐ WH - Baked White Enamel  
 5 - 5 lb. 1 - 10 lb. 2 - 20 lb.  
☐ RD - Baked Red Enamel  
☐ BK - Baked Black Enamel

#### STEP 2: CABINET STYLE:

0 - Surface Mounted (S)  
 1 - Semi-Recessed (SR)  
 2 - Fully-Recessed (FR)

#### STEP 3: DOOR STYLE:

6 - Full Glass (FG)  
 7 - Full Metal (FM)  
 8 - Vertical Duo (VD)

#### STEP 4: SERIES:

MR - Murano Radius

#### STEP 5: CABINET TYPE:

Non-Fire Rated (standard)

**SG - SAFEGUARD - Fire Rated**

#### STEP 6: FINISH OPTIONS:

☐ FSS - Full Stainless Steel, #4 finish: 304 (standard) 316\*\*

### Options

#### STEP 7: HANDLE/ACCESSORY OPTIONS:

☐ 007 - Chrome "D" Handle (Standard)  
☐ 008 - Chrome "D" Handle w/Safety Break Glass  
☐ 010 - Aluminum Die Cast Red "Fire" Handle  
☐ 012 - ADA "Recessed" Handle

#### STEP 8: GLAZING:

☐ G11 - Clear Acrylic (Standard)  
☐ G12 - Clear Tempered Glass

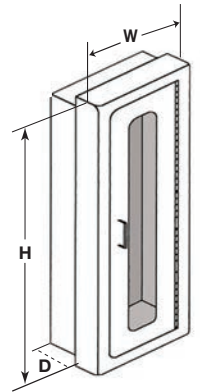
#### STEP 9: LETTERING:

☐ 004 - Decal "Fire Ext." Vertical R/B









**BuyOnline**



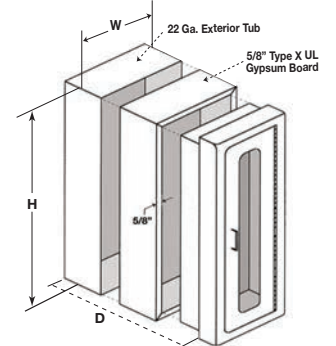
How to Measure a Cabinet










\*\* 316 SS contains 2%-3% molybdenum, added to improve corrosion resistance to chlorides (like sea water).  
 304 SS has no molybdenum

	Mod. #	Interior Tub Size			Overall Outside Trim		Rough Opening			Turnback	Accom. Ext Size	
		W	H	D	W	H	W	H	D			
Semi-Recessed												
	116-MR	9 1/2"	24"	6"	13 1/2"	28 1/2"	9 3/4"	24 1/4"	3 1/2"	2 1/2"	10	
	117-MR	9 1/2"	24"	6"	13 1/2"	28 1/2"	9 3/4"	24 1/4"	3 1/2"	2 1/2"	10	
	118-MR	9 1/2"	24"	6"	13 1/2"	28 1/2"	9 3/4"	24 1/4"	3 1/2"	2 1/2"	10	
	216-MR	12"	27"	8"	16"	31"	12 1/4"	27 1/4"	5"	3"	20	
	217-MR	12"	27"	8"	16"	31"	12 1/4"	27 1/4"	5"	3"	20	
	218-MR	12"	27"	8"	16"	31"	12 1/4"	27 1/4"	5"	3"	20	

### Safeguard fire rated assembly



	Mod. #	Interior Tub Size			Overall Outside Trim		 SAFEGUARD Rough Opening 	SAFEGUARD Turnback	Accom. Ext Size			
		W	H	D	W	H	W	H	D		Lbs.	
Semi-Recessed												
	116-MR-SG	9 1/2"	24"	6"	13 1/2"	28 1/2"	11 1/4"	25 3/4"	4 1/2"	3"	10	
	117-MR-SG	9 1/2"	24"	6"	13 1/2"	28 1/2"	11 1/4"	25 3/4"	4 1/2"	3"	10	
	118-MR-SG	9 1/2"	24"	6"	13 1/2"	28 1/2"	11 1/4"	25 3/4"	4 1/2"	3"	10	
	216-MR-SG	12"	27"	8"	16"	31"	14"	29"	5"	4"	20	*
	217-MR-SG	12"	27"	8"	16"	31"	14"	29"	5"	4"	20	*
	218-MR-SG	12"	27"	8"	16"	31"	14"	29"	5"	4"	20	*

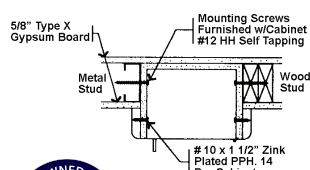
\*ADA Recessed Handle required ✓ADA Compliant

Revised 6-2020

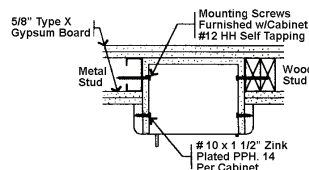
### SAFEGUARD

Typical Semi-Recessed Fire Rated Installation

#### ONE HOUR FIRE WALL SYSTEM



#### TWO HOUR FIRE WALL SYSTEM



UL Classified 5/8" Type X gypsum board inserted in the cavity between the two layers. Warnock Hersey has approved the Safeguard Cabinets to be mounted in any face of fire rated steel or wood stud for up to 2 hour rated walls without affecting its fire rating. The above meets the requirement test ASTM-E119-98 with test report WHI-495-1534. MOUNTING INSTRUCTIONS are supplied with each Safeguard cabinet.

### Installation Options

